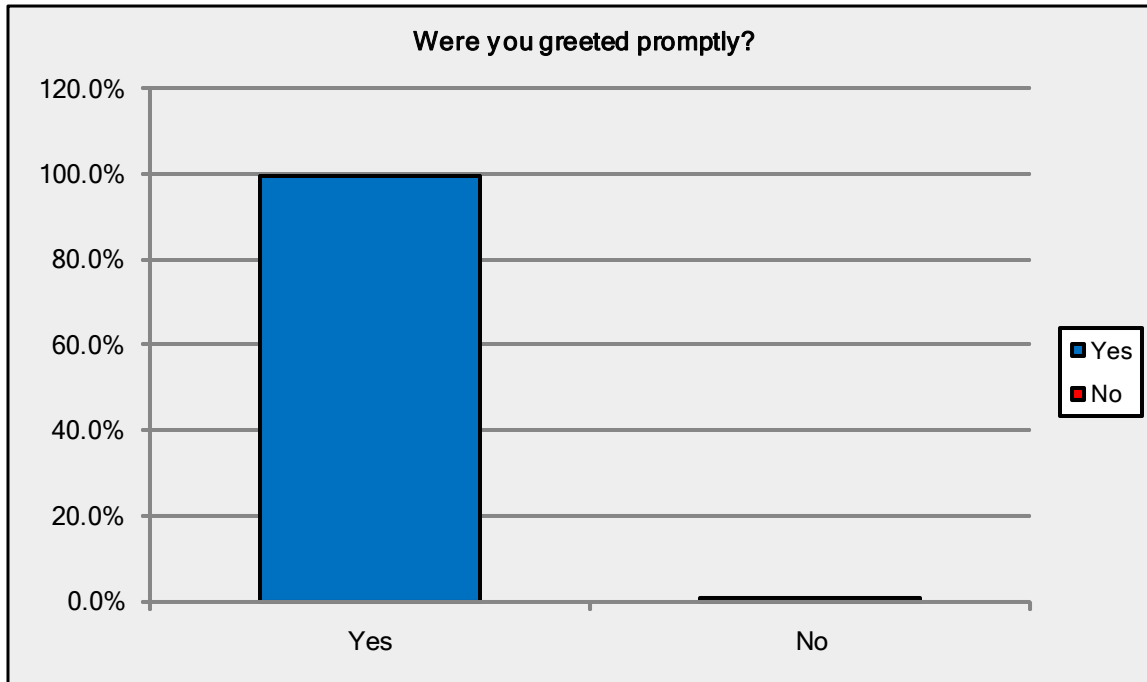


Public Services Survey

Were you greeted promptly?

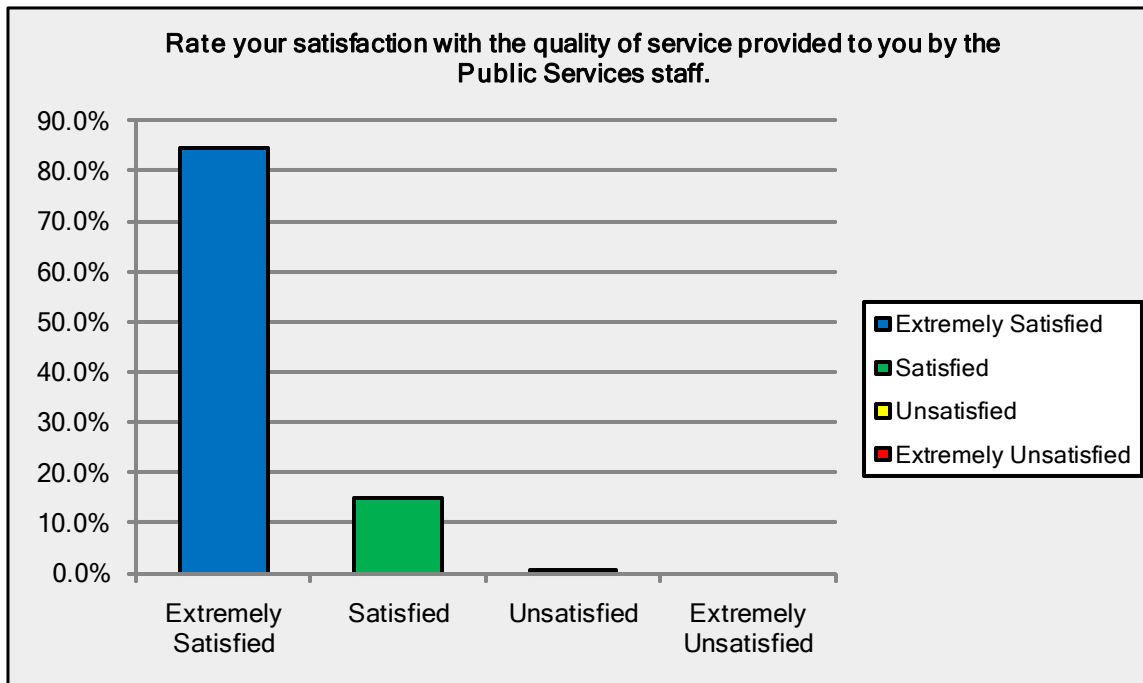
Answer Options	Response Percent	Response Count
Yes	99.3%	296
No	0.7%	2
<i>answered question</i>		298
<i>skipped question</i>		29



Public Services Survey

Rate your satisfaction with the quality of service provided to you by the Public Services staff.

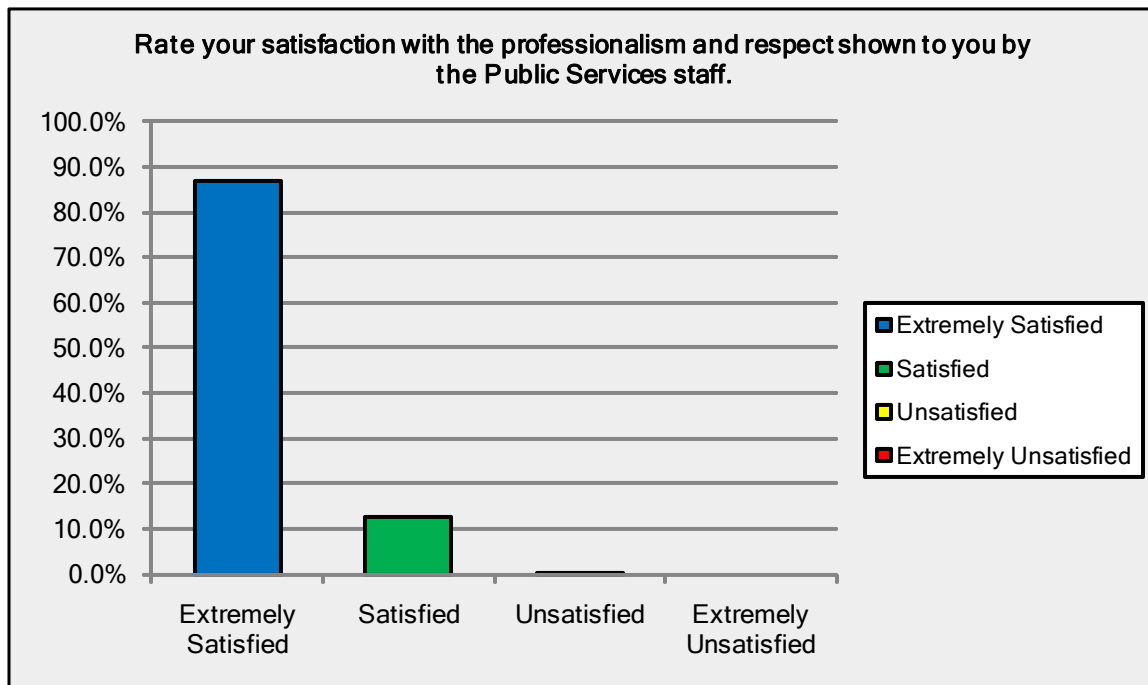
Answer Options	Response Percent	Response Count
Extremely Satisfied	84.6%	274
Satisfied	14.8%	48
Unsatisfied	0.6%	2
Extremely Unsatisfied	0.0%	0
<i>answered question</i>		324
<i>skipped question</i>		3



Public Services Survey

Rate your satisfaction with the professionalism and respect shown to you by the Public Services staff.

Answer Options	Response Percent	Response Count
Extremely Satisfied	87.0%	281
Satisfied	12.7%	41
Unsatisfied	0.3%	1
Extremely Unsatisfied	0.0%	0
<i>answered question</i>		323
<i>skipped question</i>		4



Public Services Survey

Rate your satisfaction with our staff's ability to provide you with thorough, understandable answers to your questions.

Answer Options	Response Percent	Response Count
Extremely Satisfied	81.3%	260
Satisfied	18.1%	58
Unsatisfied	0.6%	2
Extremely Unsatisfied	0.0%	0
<i>answered question</i>		320
<i>skipped question</i>		7



Public Services Survey

Please rate your overall satisfaction with your visit.

Answer Options	Response Percent	Response Count
Extremely Satisfied	82.0%	264
Satisfied	17.1%	55
Unsatisfied	0.6%	2
Extremely Unsatisfied	0.3%	1
<i>answered question</i>		322
<i>skipped question</i>		5

